



# COVID-19 Epidemiology Sri Lanka

Epidemiology Unit  
Ministry of Health

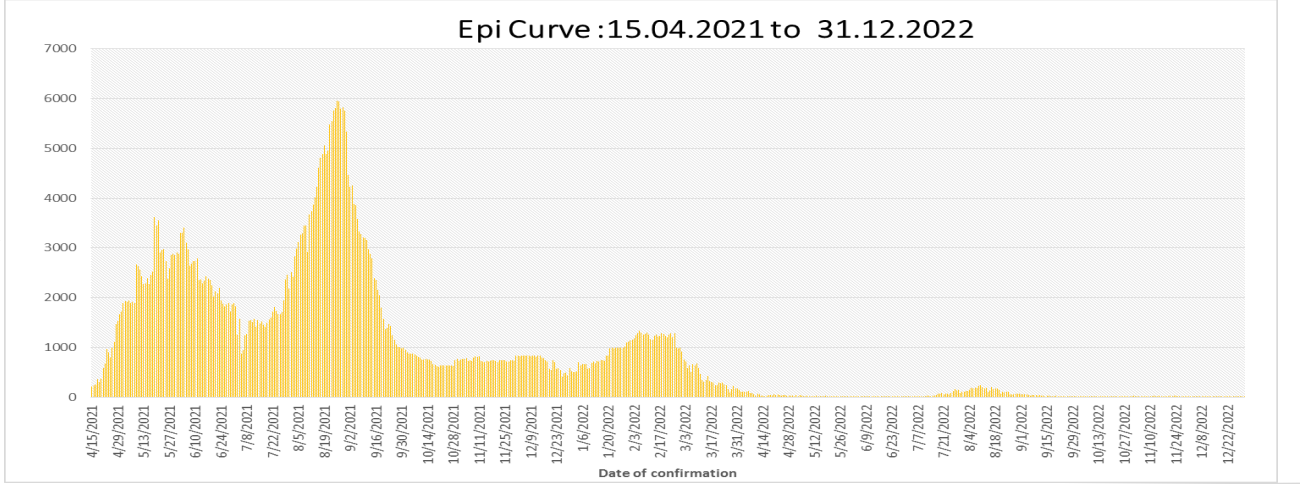
31<sup>st</sup> December 2022

<b>27.01.2020-31.12.2022</b>
<b>671,891</b>
<b>Total Number of Cases</b>
<b>16,817</b>
<b>Total Number of Deaths</b>
<b>Number Vaccinated</b>
<b>At least 1<sup>st</sup> dose: 17,161,246</b>
<b>2<sup>nd</sup> dose : 14,768,419</b>
<b>1<sup>st</sup> booster : 8,247,788</b>
<b>2<sup>nd</sup> booster : 203,396</b>

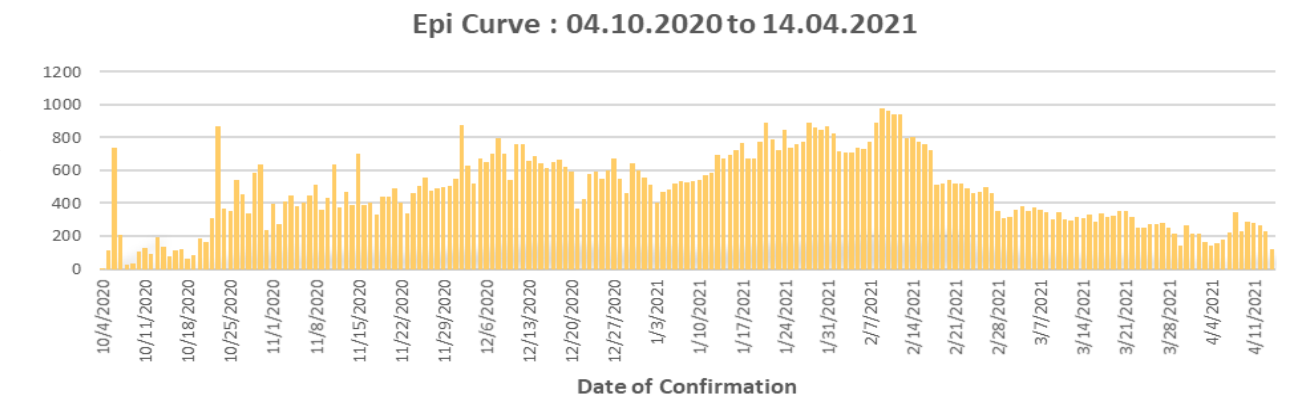
	Duration	No. of Cases	No. of Deaths	Case* Fatality Rate
<b>1<sup>st</sup> wave</b>	27.01.2020-03.10.2020	<b>3,396</b>	<b>13</b>	<b>0.38</b>
<b>2<sup>nd</sup> wave</b>	04.10.2020-14.04.2021	<b>92,341</b>	<b>591</b>	<b>0.64</b>
<b>3<sup>rd</sup> wave</b>	15.04.2021-31.12.2022	<b>576,154</b>	<b>16,213</b>	<b>2.81</b>

\*Case is defined as a laboratory confirmed patient

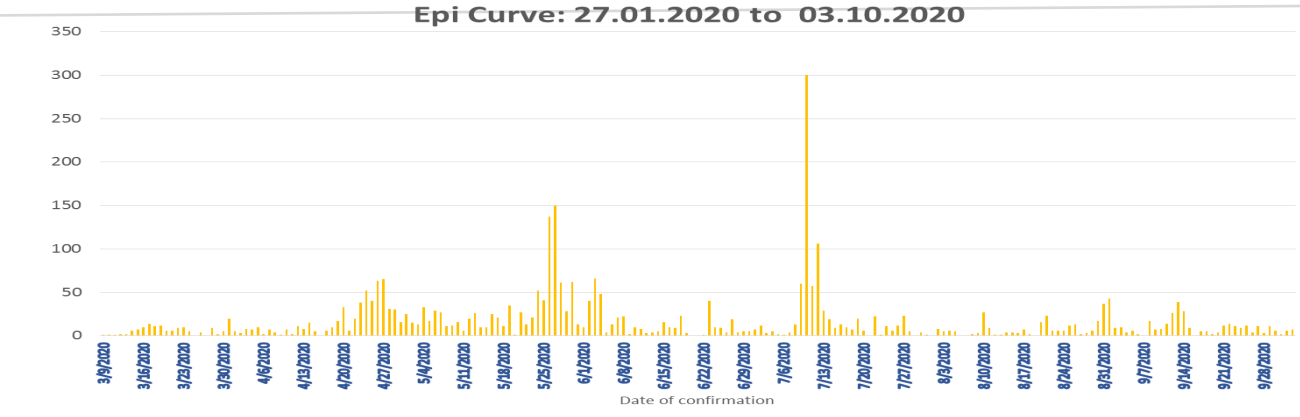
**3<sup>rd</sup> wave**



**2<sup>nd</sup> wave**



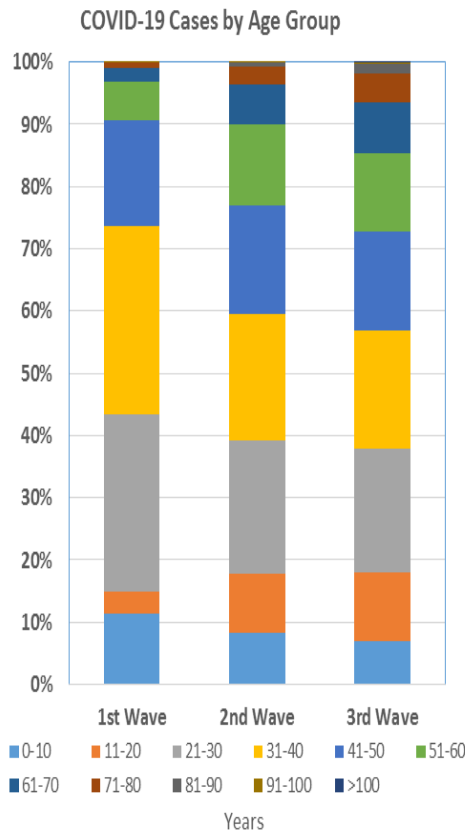
**1<sup>st</sup> wave**



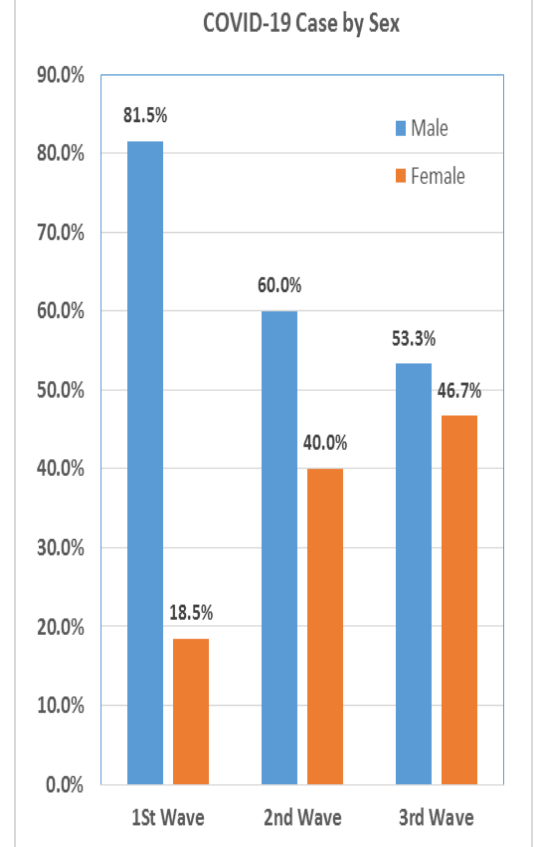
### COVID-19 Cases : District Distribution

District	1 <sup>st</sup> wave	2 <sup>nd</sup> wave	3 <sup>rd</sup> wave	Total
Colombo	174	32123	111877	144174
Gampaha	51	18483	97193	115727
Kalutara	72	6986	51686	58744
Kandy	19	5710	16745	22474
Kurunegala	30	3191	28376	31597
Galle	4	2645	43220	45869
Ratnapura	9	3654	20098	23761
Matara	4	1544	21784	23332
Matale	5	1214	14368	15587
Nuwara Eliya	2	1259	11081	12342
Kegalle	10	1770	11702	13482
Jaffna	16	1441	10893	12350
Badulla	4	1358	13289	14651
Puttalam	39	1024	14327	15390
Anuradhapura	31	820	14249	15100
Hambantota	3	710	19495	20208
Trincomalee	4	651	3732	4387
Monaragala	6	545	14764	15315
Polonnaruwa	10	475	4784	5269
Ampara	9	498	13569	14076
Kalmunai	18	1296	3913	5227
Batticaloa	1	699	9194	9894
Vavuniya	2	623	3042	3667
Mullaitivu	0	278	2018	2296
Kilinochchi	0	250	9777	10027
Mannar	0	379	2150	2529

### COVID-19 Cases by Age Group

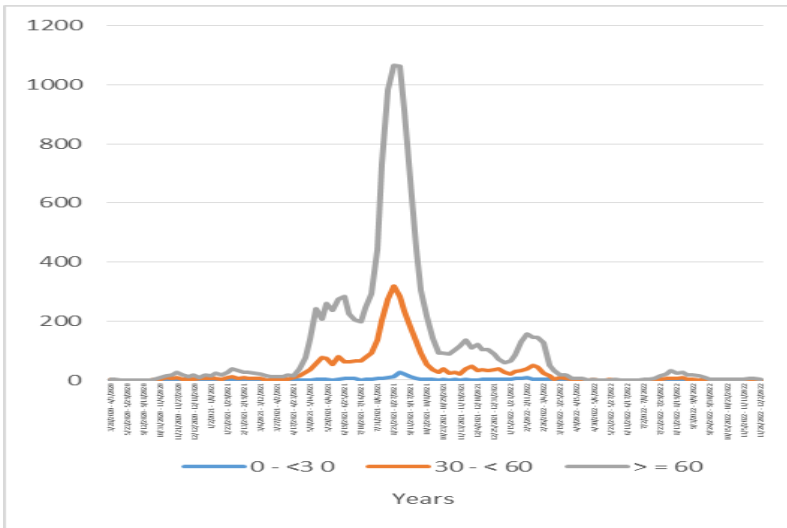


### COVID-19 Cases by Sex

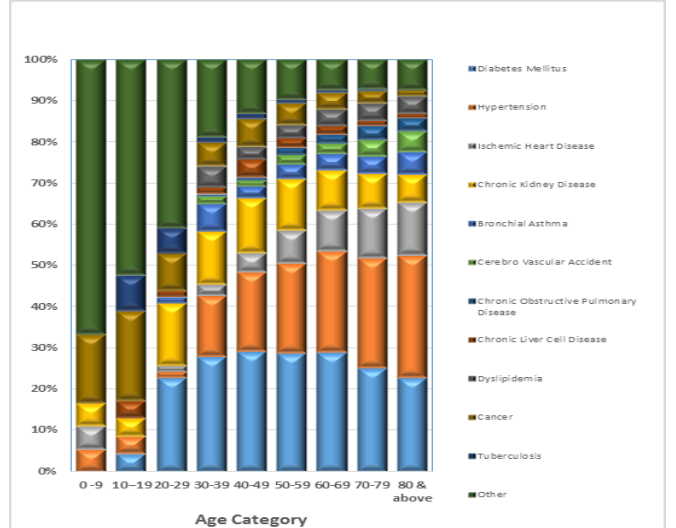


## Confirmed COVID-19 Deaths

### COVID-19 deaths– weekly distribution by age: 28.03.2020 – 31.12.2022

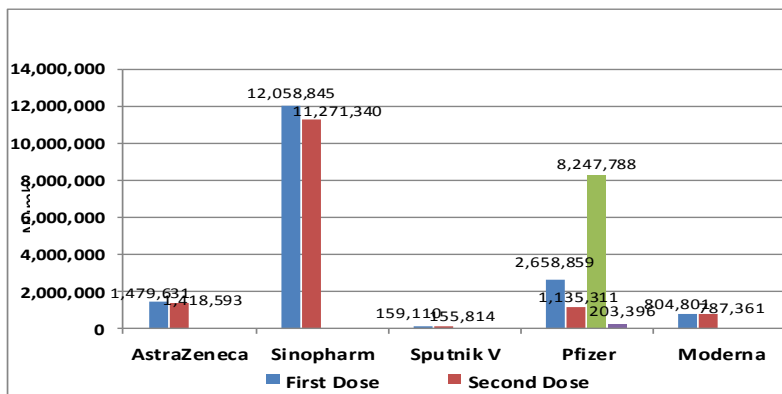


### Confirmed COVID-19 deaths by Co-morbidities



## Covid-19 Vaccination Program

Vaccination update : 28.01.2021 to 31.12.2022



### Confirmed COVID-19 deaths by sex

